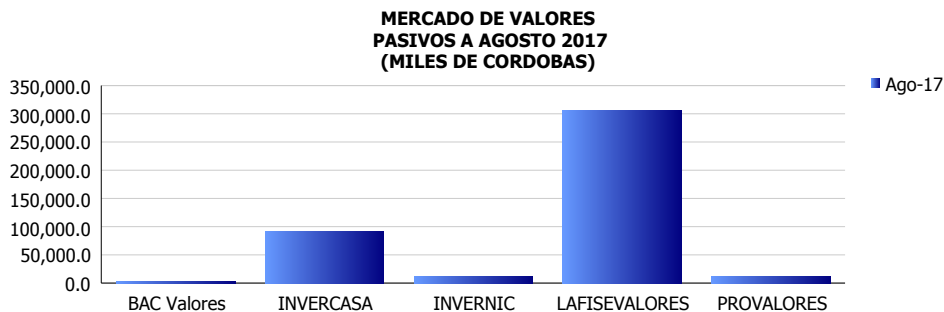


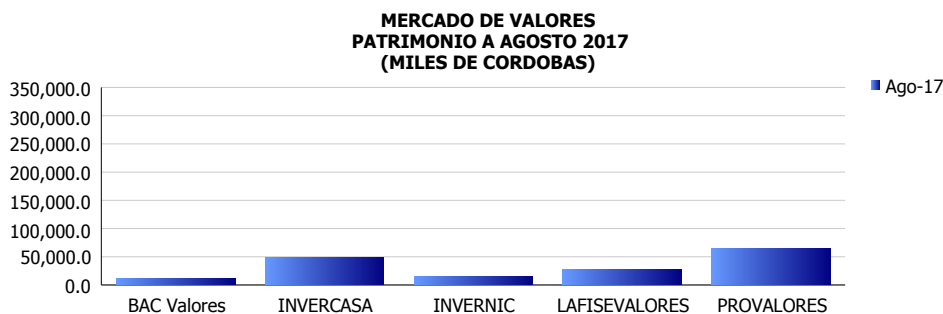


## INSTITUCIONES FINANCIERAS DEL MERCADO DE VALORES INDICADORES FINANCIEROS CONSOLIDADOS (Cifras en miles de córdobas)

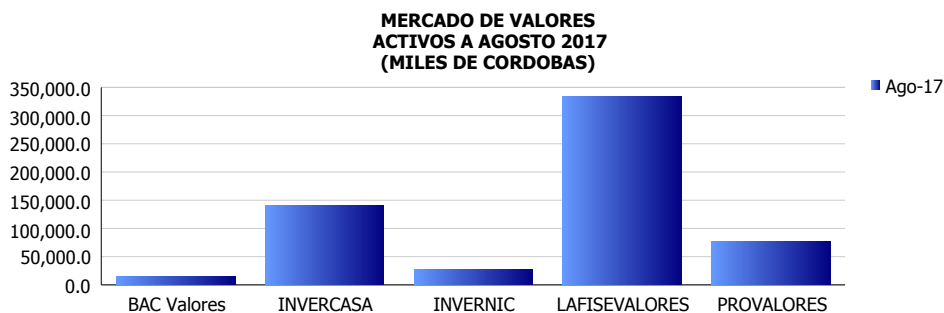
PASIVOS	
Miles C\$	Ago-17
BAC Valores	2,958.1
INVERCASA	90,662.1
INVERNIC	12,143.8
LAFISEVALORES	306,171.9
PROVALORES	12,198.3
PROMEDIO	84,826.8



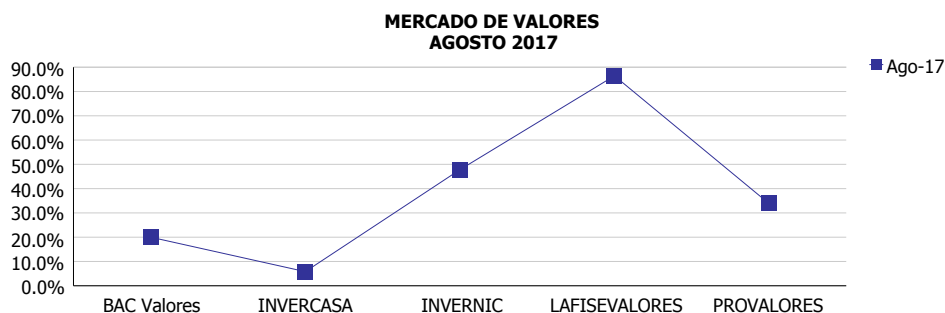
PATRIMONIO	
Miles C\$	Ago-17
BAC Valores	12,103.6
INVERCASA	49,516.8
INVERNIC	15,750.9
LAFISEVALORES	27,791.3
PROVALORES	63,894.1
PROMEDIO	33,811.3



ACTIVOS	
Miles C\$	Ago-17
BAC Valores	15,061.7
INVERCASA	140,178.9
INVERNIC	27,894.7
LAFISEVALORES	333,963.2
PROVALORES	76,092.4
PROMEDIO	118,638.2



ROE	
	Ago-17
BAC Valores	20.0%
INVERCASA	5.8%
INVERNIC	47.8%
LAFISEVALORES	86.4%
PROVALORES	33.9%
PROMEDIO	38.8%



ROA	
	Ago-17
BAC Valores	15.6%
INVERCASA	3.2%
INVERNIC	35.3%
LAFISEVALORES	27.4%
PROVALORES	29.6%
PROMEDIO	22.2%

