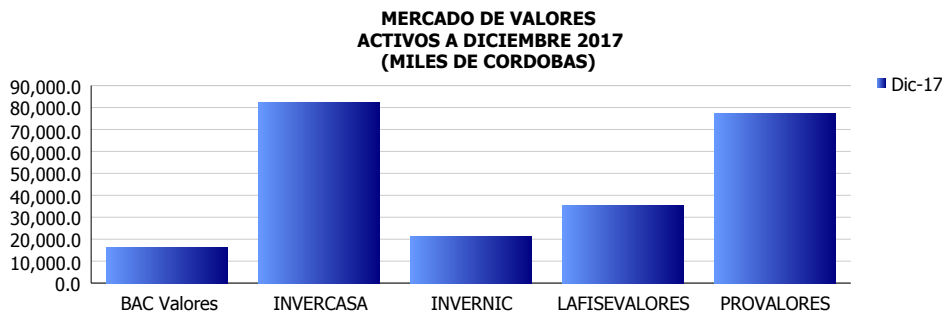


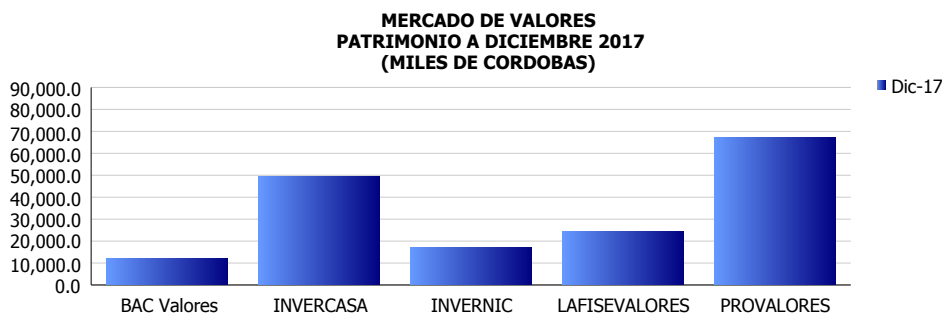


## INSTITUCIONES FINANCIERAS DEL MERCADO DE VALORES INDICADORES FINANCIEROS CONSOLIDADOS (Cifras en miles de córdobas)

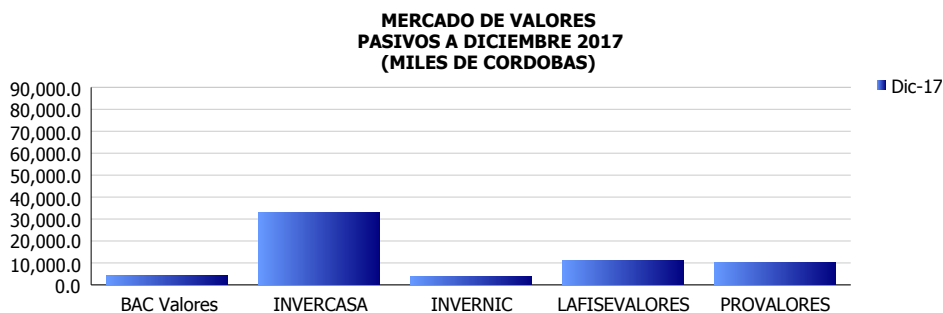
ACTIVOS	
Miles C\$	Dic-17
BAC Valores	16,369.1
INVERCASA	82,200.6
INVERNIC	21,091.7
LAFISEVALORES	35,414.1
PROVALORES	77,460.8
PROMEDIO	46,507.3



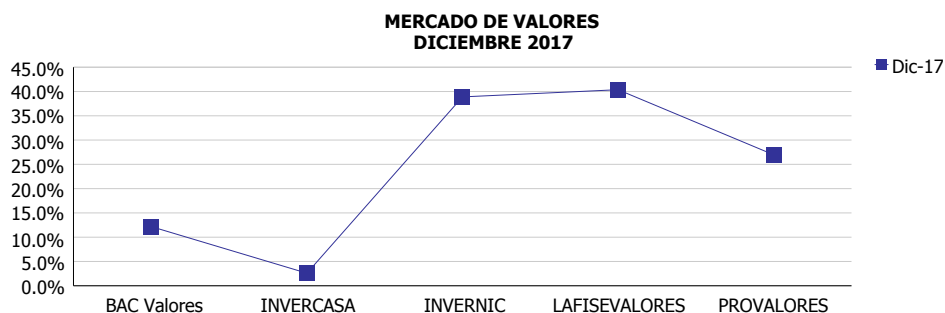
PATRIMONIO	
Miles C\$	Dic-17
BAC Valores	12,001.8
INVERCASA	49,439.4
INVERNIC	17,107.3
LAFISEVALORES	24,484.9
PROVALORES	67,179.8
PROMEDIO	34,042.6



PASIVOS	
Miles C\$	Dic-17
BAC Valores	4,367.3
INVERCASA	32,761.2
INVERNIC	3,984.4
LAFISEVALORES	10,929.2
PROVALORES	10,281.1
PROMEDIO	12,464.6



ROE	
	Dic-17
BAC Valores	12.2%
INVERCASA	2.6%
INVERNIC	38.9%
LAFISEVALORES	40.4%
PROVALORES	27.0%
PROMEDIO	24.2%



ROA	
	Dic-17
BAC Valores	9.5%
INVERCASA	1.4%
INVERNIC	29.4%
LAFISEVALORES	15.9%
PROVALORES	19.1%
PROMEDIO	15.1%

