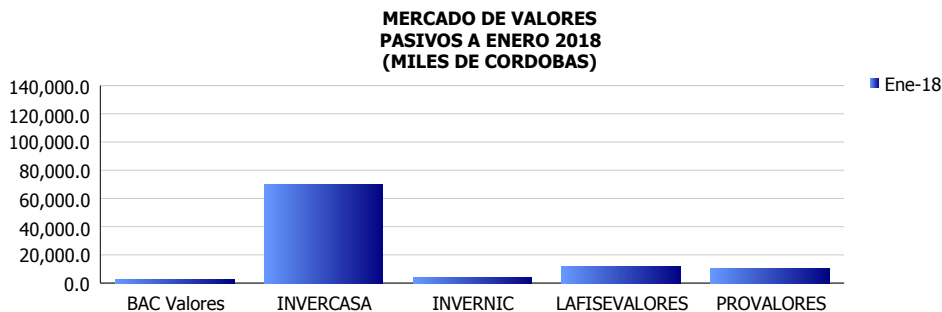


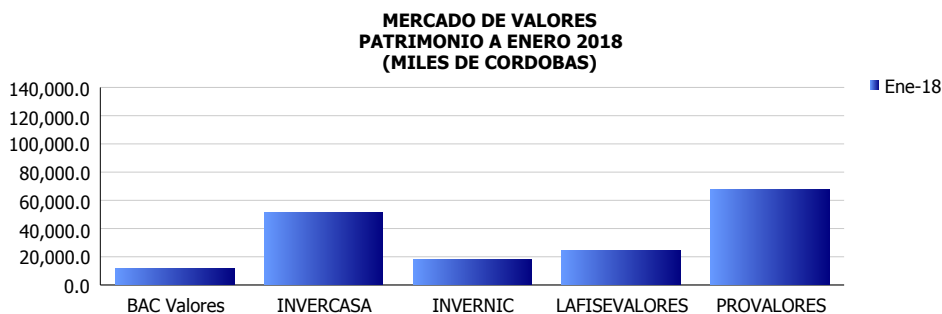


INSTITUCIONES FINANCIERAS DEL MERCADO DE VALORES INDICADORES FINANCIEROS CONSOLIDADOS (Cifras en miles de córdobas)

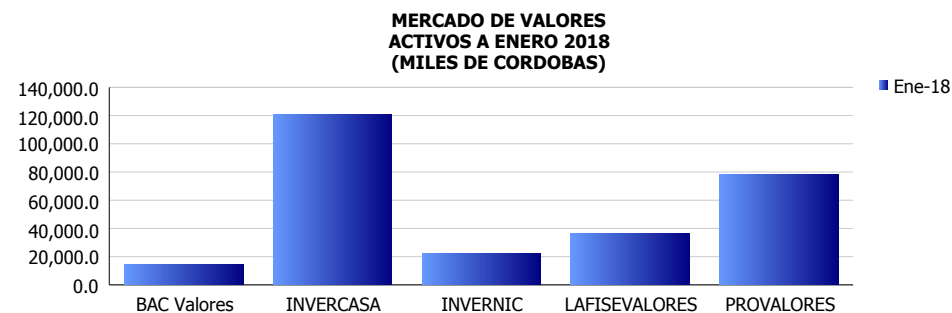
PASIVOS	
Miles C\$	Ene-18
BAC Valores	2,548.3
INVERCASA	69,855.0
INVERNIC	4,191.4
LAFISEVALORES	11,983.1
PROVALORES	10,522.8
PROMEDIO	19,820.1



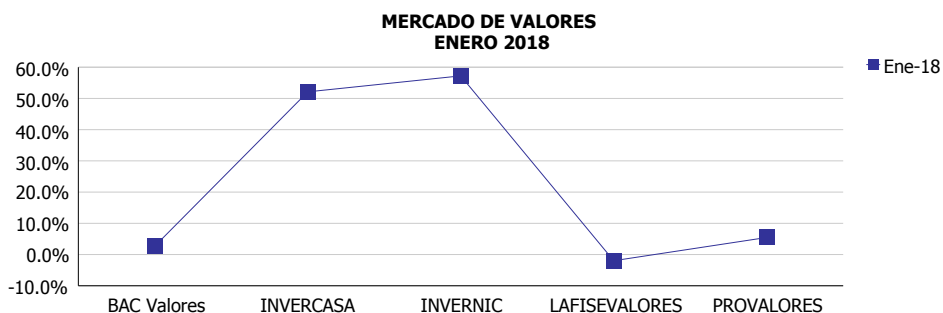
PATRIMONIO	
Miles C\$	Ene-18
BAC Valores	12,028.8
INVERCASA	51,217.9
INVERNIC	17,943.1
LAFISEVALORES	24,444.5
PROVALORES	67,486.4
PROMEDIO	34,624.1



ACTIVOS	
Miles C\$	Ene-18
BAC Valores	14,577.1
INVERCASA	121,072.8
INVERNIC	22,134.5
LAFISEVALORES	36,427.6
PROVALORES	78,009.2
PROMEDIO	54,444.2



ROE	
	Ene-18
BAC Valores	2.7%
INVERCASA	52.1%
INVERNIC	57.2%
LAFISEVALORES	-2.0%
PROVALORES	5.5%
PROMEDIO	23.1%



ROA	
	Ene-18
BAC Valores	2.1%
INVERCASA	25.8%
INVERNIC	46.4%
LAFISEVALORES	-1.4%
PROVALORES	4.7%
PROMEDIO	15.5%

