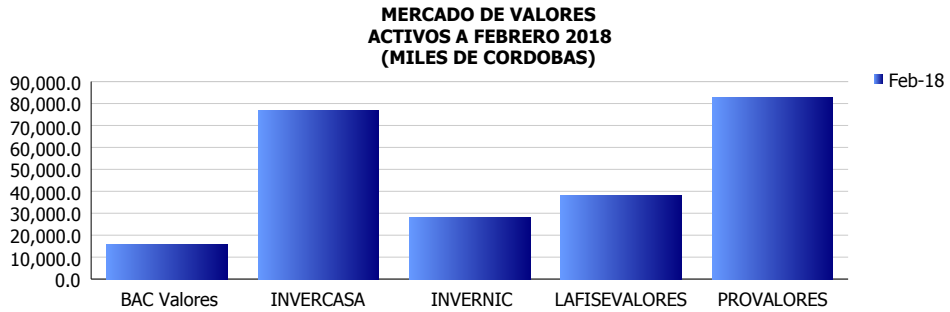


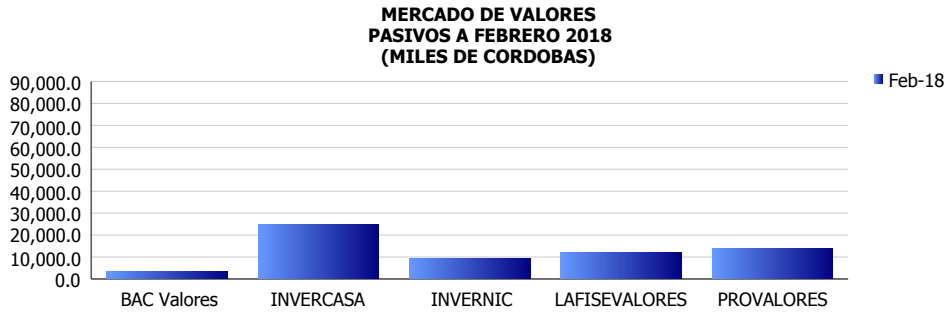


INSTITUCIONES FINANCIERAS DEL MERCADO DE VALORES
INDICADORES FINANCIEROS CONSOLIDADOS
(Cifras en miles de córdobas)

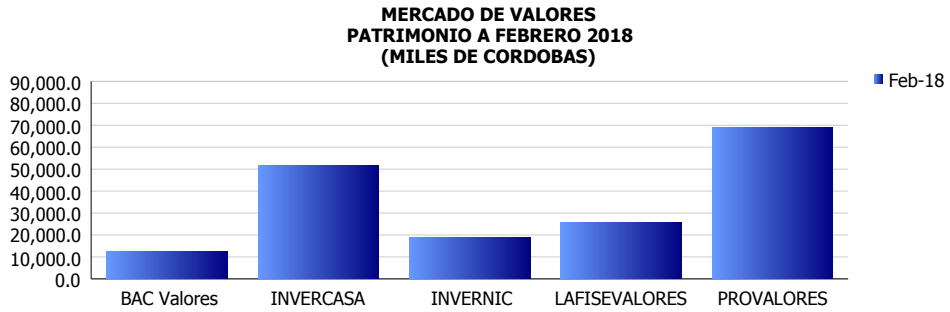
ACTIVOS	
Miles C\$	Feb-18
BAC Valores	15,722.8
INVERCASA	76,660.3
INVERNIC	28,076.5
LAFISEVALORES	37,907.7
PROVALORES	82,685.0
PROMEDIO	48,210.5



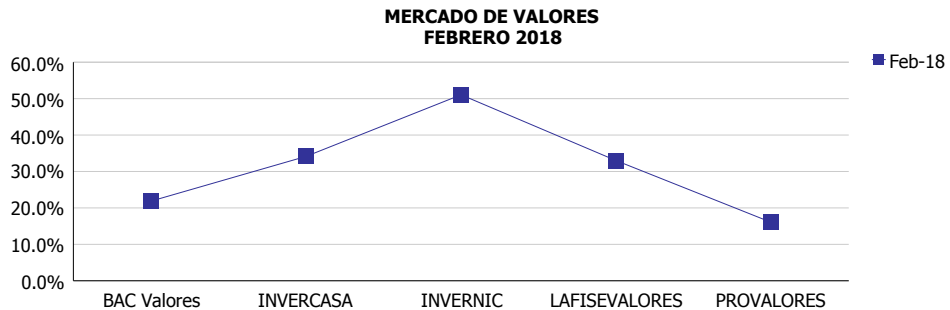
PASIVOS	
Miles C\$	Feb-18
BAC Valores	3,278.1
INVERCASA	24,786.5
INVERNIC	9,446.7
LAFISEVALORES	12,052.2
PROVALORES	13,690.5
PROMEDIO	12,650.8



PATRIMONIO	
Miles C\$	Feb-18
BAC Valores	12,444.7
INVERCASA	51,873.9
INVERNIC	18,629.9
LAFISEVALORES	25,855.5
PROVALORES	68,994.5
PROMEDIO	35,559.7



ROE	
	Feb-18
BAC Valores	21.9%
INVERCASA	34.1%
INVERNIC	51.1%
LAFISEVALORES	33.0%
PROVALORES	16.0%
PROMEDIO	31.2%



ROA	
	Feb-18
BAC Valores	17.1%
INVERCASA	18.6%
INVERNIC	38.4%
LAFISEVALORES	22.5%
PROVALORES	13.7%
PROMEDIO	22.1%

