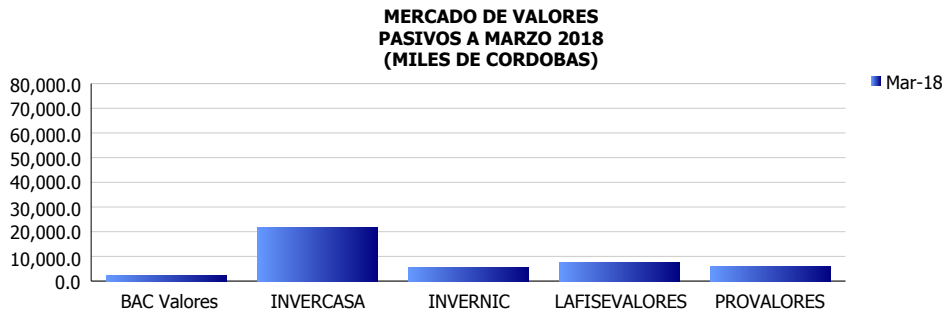


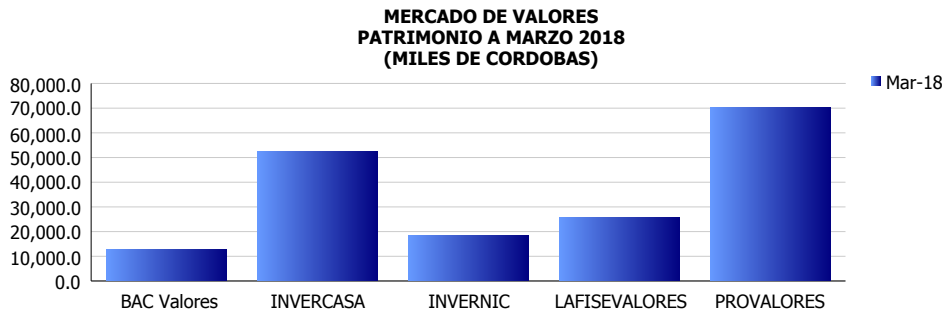


**INSTITUCIONES FINANCIERAS DEL MERCADO DE VALORES**  
**INDICADORES FINANCIEROS CONSOLIDADOS**  
(Cifras en miles de córdobas)

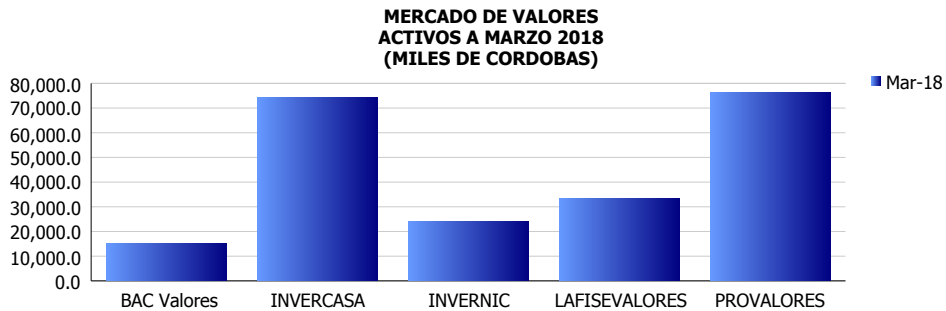
PASIVOS	
Miles C\$	Mar-18
BAC Valores	2,362.3
INVERCASA	21,631.3
INVERNIC	5,397.2
LAFISEVALORES	7,483.6
PROVALORES	5,988.8
PROMEDIO	8,572.6



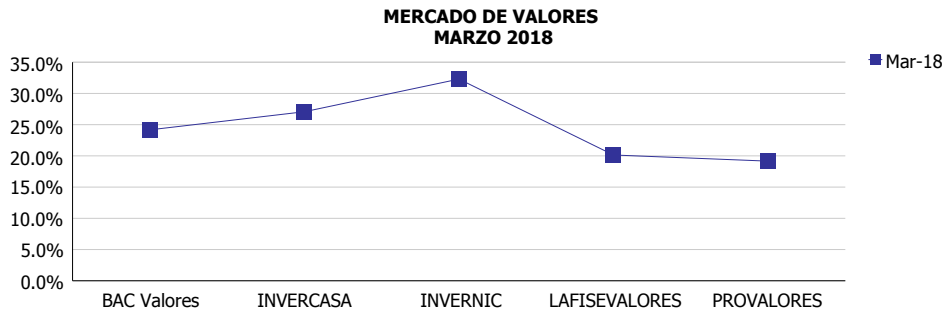
PATRIMONIO	
Miles C\$	Mar-18
BAC Valores	12,745.3
INVERCASA	52,553.1
INVERNIC	18,565.8
LAFISEVALORES	25,750.6
PROVALORES	70,463.0
PROMEDIO	36,015.6



ACTIVOS	
Miles C\$	Mar-18
BAC Valores	15,107.6
INVERCASA	74,184.4
INVERNIC	23,963.0
LAFISEVALORES	33,234.2
PROVALORES	76,451.8
PROMEDIO	44,588.2



ROE	
	Mar-18
BAC Valores	24.2%
INVERCASA	27.1%
INVERNIC	32.3%
LAFISEVALORES	20.1%
PROVALORES	19.2%
PROMEDIO	24.6%



ROA	
	Mar-18
BAC Valores	19.3%
INVERCASA	15.7%
INVERNIC	24.5%
LAFISEVALORES	14.2%
PROVALORES	16.7%
PROMEDIO	18.1%

