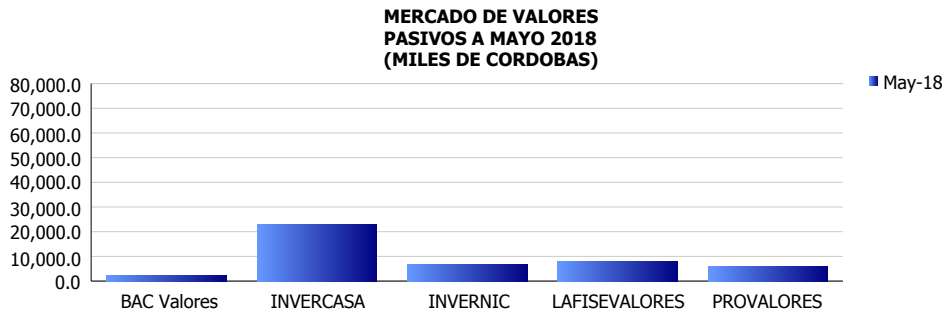


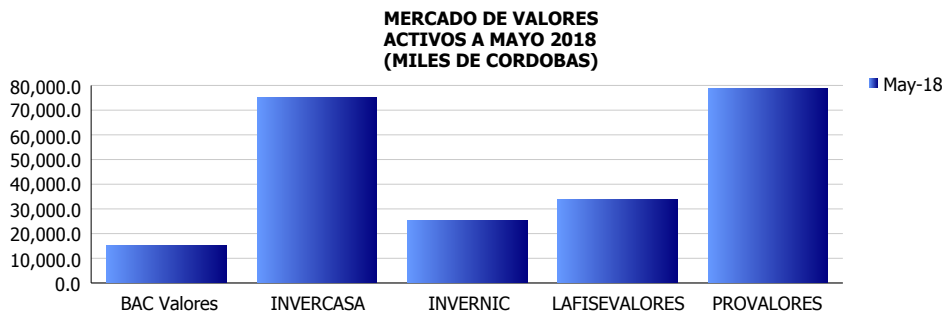


INSTITUCIONES FINANCIERAS DEL MERCADO DE VALORES
INDICADORES FINANCIEROS CONSOLIDADOS
(Cifras en miles de córdobas)

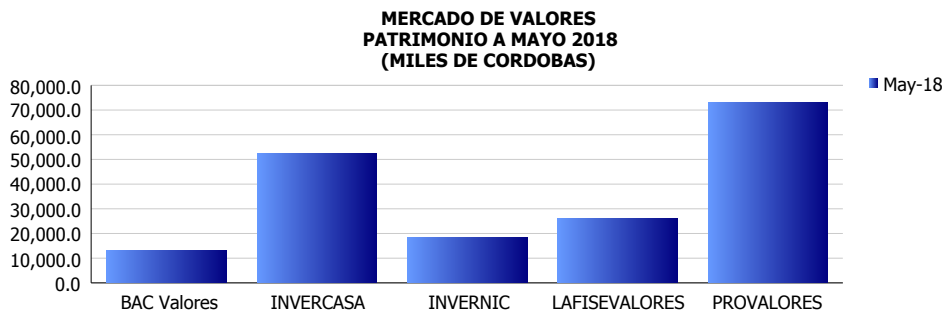
PASIVOS	
Miles C\$	May-18
BAC Valores	2,340.6
INVERCASA	22,737.3
INVERNIC	6,907.9
LAFISEVALORES	7,932.5
PROVALORES	6,049.2
PROMEDIO	9,193.5



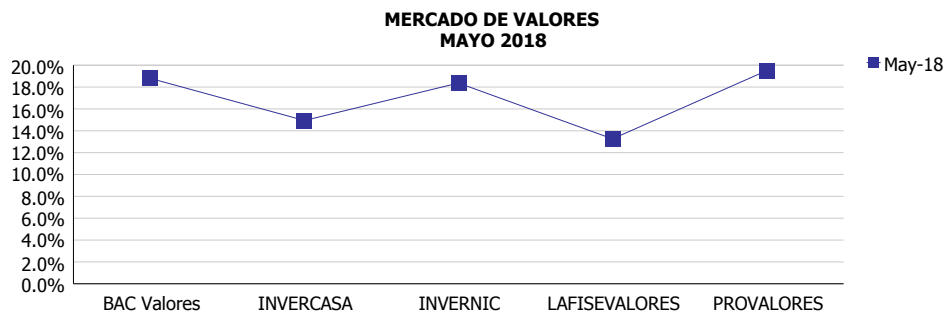
ACTIVOS	
Miles C\$	May-18
BAC Valores	15,322.0
INVERCASA	75,033.3
INVERNIC	25,406.9
LAFISEVALORES	33,827.0
PROVALORES	78,926.6
PROMEDIO	45,703.2



PATRIMONIO	
Miles C\$	May-18
BAC Valores	12,981.4
INVERCASA	52,296.0
INVERNIC	18,499.0
LAFISEVALORES	25,894.5
PROVALORES	72,877.4
PROMEDIO	36,509.7



ROE	
	May-18
BAC Valores	18.8%
INVERCASA	14.9%
INVERNIC	18.4%
LAFISEVALORES	13.3%
PROVALORES	19.5%
PROMEDIO	17.0%



ROA	
	May-18
BAC Valores	15.2%
INVERCASA	9.2%
INVERNIC	13.7%
LAFISEVALORES	9.6%
PROVALORES	17.3%
PROMEDIO	13.0%

