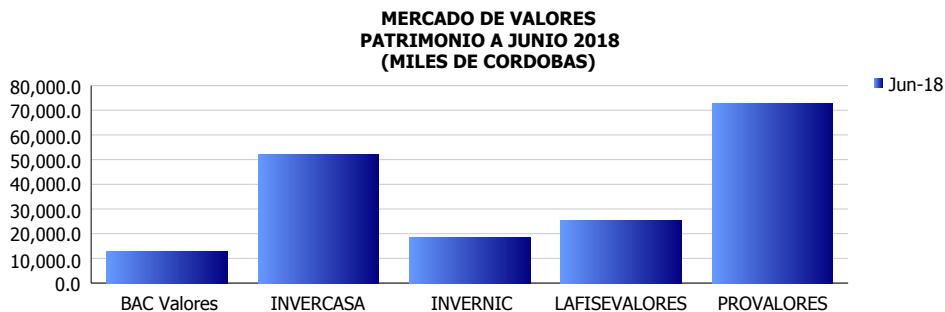


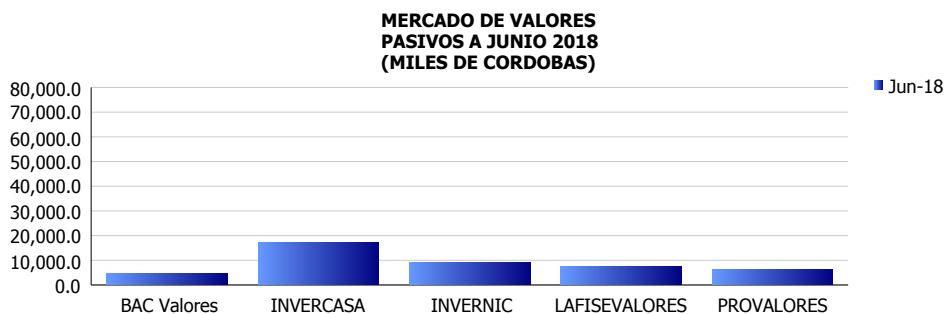


INSTITUCIONES FINANCIERAS DEL MERCADO DE VALORES INDICADORES FINANCIEROS CONSOLIDADOS (Cifras en miles de córdobas)

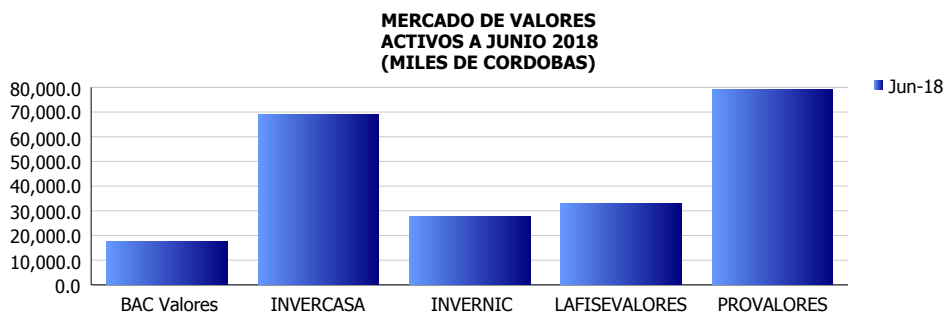
PATRIMONIO	
Miles C\$	Jun-18
BAC Valores	12,913.0
INVERCASA	52,119.9
INVERNIC	18,481.3
LAFISEVALORES	25,317.1
PROVALORES	72,839.3
PROMEDIO	36,334.1



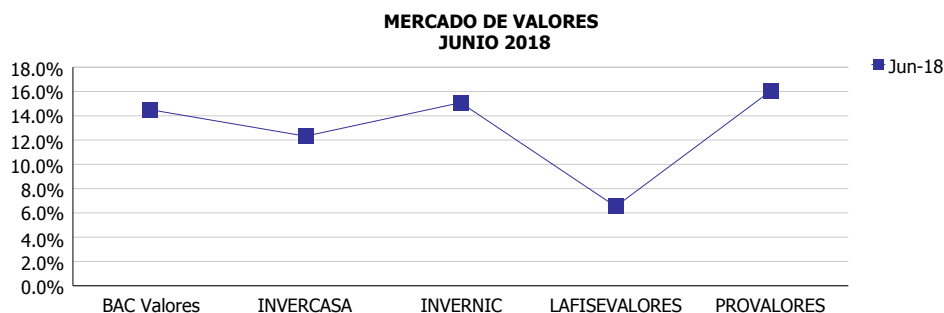
PASIVOS	
Miles C\$	Jun-18
BAC Valores	4,602.7
INVERCASA	17,048.0
INVERNIC	9,238.3
LAFISEVALORES	7,675.6
PROVALORES	6,139.9
PROMEDIO	8,940.9



ACTIVOS	
Miles C\$	Jun-18
BAC Valores	17,515.7
INVERCASA	69,167.9
INVERNIC	27,719.6
LAFISEVALORES	32,992.8
PROVALORES	78,979.2
PROMEDIO	45,275.0



ROE	
	Jun-18
BAC Valores	14.5%
INVERCASA	12.3%
INVERNIC	15.1%
LAFISEVALORES	6.5%
PROVALORES	16.0%
PROMEDIO	12.9%



ROA	
	Jun-18
BAC Valores	11.6%
INVERCASA	7.8%
INVERNIC	11.1%
LAFISEVALORES	4.8%
PROVALORES	14.3%
PROMEDIO	9.9%

