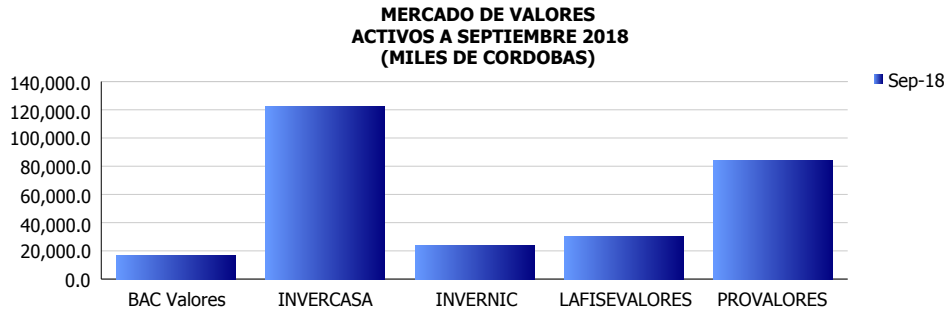


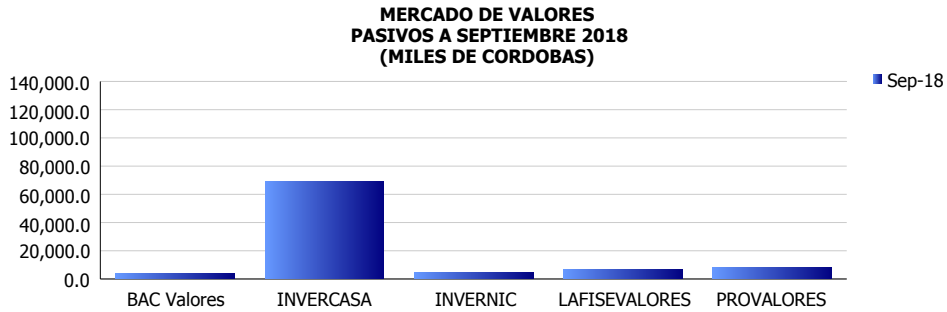


INSTITUCIONES FINANCIERAS DEL MERCADO DE VALORES
INDICADORES FINANCIEROS CONSOLIDADOS
(Cifras en miles de córdobas)

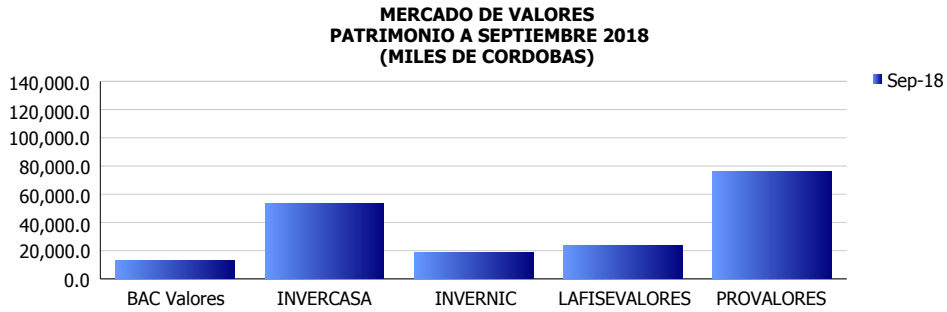
ACTIVOS	
Miles C\$	Sep-18
BAC Valores	16,808.2
INVERCASA	122,524.8
INVERNIC	23,464.3
LAFISEVALORES	30,187.7
PROVALORES	84,108.9
PROMEDIO	55,418.8



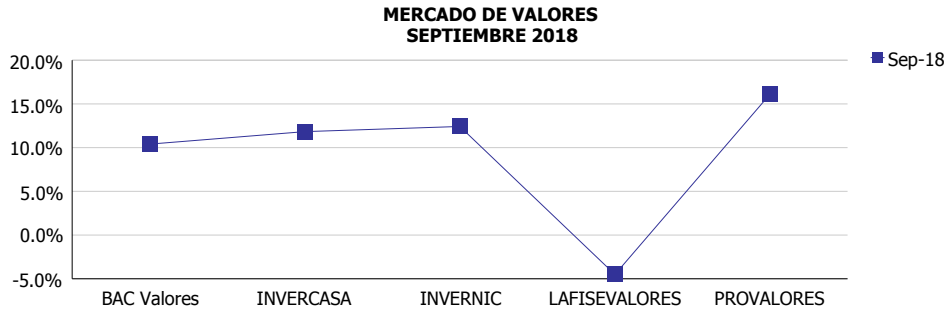
PASIVOS	
Miles C\$	Sep-18
BAC Valores	3,816.8
INVERCASA	69,268.8
INVERNIC	4,767.3
LAFISEVALORES	6,551.3
PROVALORES	8,234.7
PROMEDIO	18,527.8



PATRIMONIO	
Miles C\$	Sep-18
BAC Valores	12,991.5
INVERCASA	53,256.0
INVERNIC	18,697.0
LAFISEVALORES	23,636.4
PROVALORES	75,874.3
PROMEDIO	36,891.0



ROE	
	Sep-18
BAC Valores	10.4%
INVERCASA	11.8%
INVERNIC	12.4%
LAFISEVALORES	-4.5%
PROVALORES	16.1%
PROMEDIO	9.2%



ROA	
	Sep-18
BAC Valores	8.3%
INVERCASA	7.2%
INVERNIC	9.4%
LAFISEVALORES	-3.4%
PROVALORES	14.4%
PROMEDIO	7.2%

